
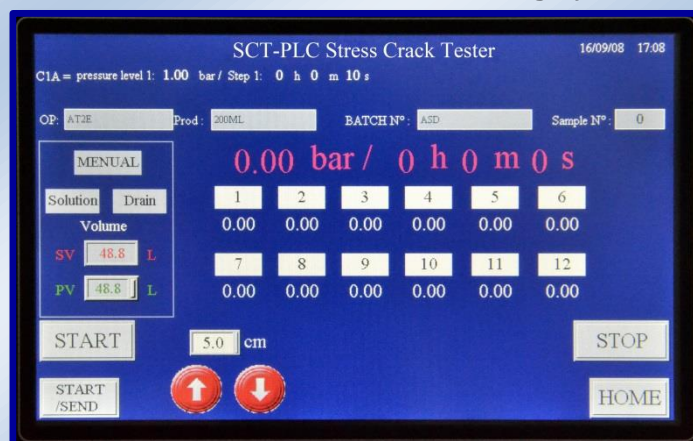


SCT-PLC Stress Crack Tester

- For test of internal stress in bottle base



Automatic water and solution filling system



User-friendly testing interface

The AT2E Stress Crack Tester is designed to test the internal stress in bottle base and for determining the stress crack resistance of blow-molded PET carbonated soft drink bottles by measuring the propensity for base cracking upon exposure to an aqueous sodium hydroxide solution under a controlled environment, so that to estimate the long term behavior of bottles.

Testing procedure:

- Install and clamp the sample bottle on each position then close the door
- Affusion head will seal and fill the bottle automatically with target volume of water then pressurize the bottle to predefined pressure and stay for a target time (like 5 minutes). At same time of water filling and pressurizing, system will fill the solution into each position
- After target staying time is up, all the testing positions descend until the predefined distance and bottle base will be covered completely
- Record the time and pressure for each bottle to failure until predefined time
- Test stops after the predefined time

Attributes:

- Mult-position design, more convenient and efficient (Please consult AT2E for other position request)
- PLC control ensures the high accuracy and reliability
- High quality stainless steel frame, more safe and durable
- Flexible position selection, each position can be controlled separately by system. Users can enable the positions (from 1 to 10) according to their test request
- Automatic affusion system
- Auto pressure compensation during test process
- Suitable for testing various bottle size
- Corrosion-resistant design
- Anti-explosion and clear observation window, safe and easy to observe the sample status during tests
- Various safety design

Technical data:

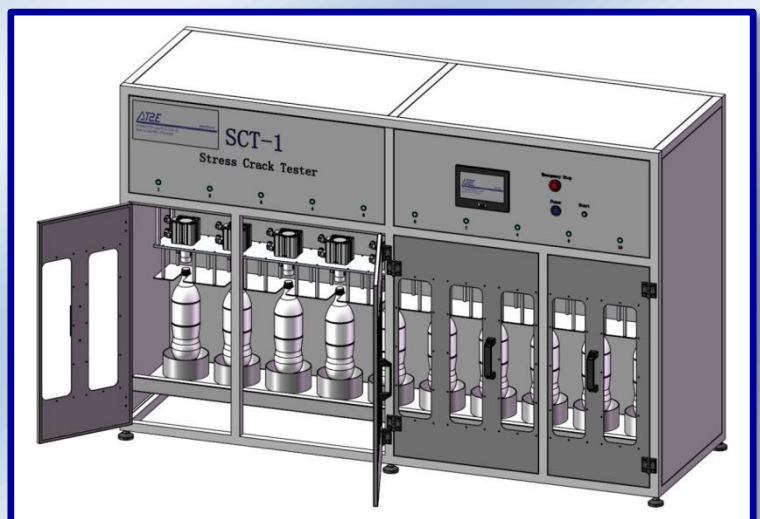
- Testing pressure: selectable from 0 - 6 Bar (Please consult AT2E for higher pressure request)
- Display resolution: 0.01 Bar
- Pressure units: Bar / psi
- Testing time: selectable from 0 - 200 minutes (Please consult AT2E for longer testing time request)
- Sample range: 60 - 120 mm in diameter / 150 - 350 mm in height (Please consult AT2E for bigger sample)
- 7" LCD touch screen
- Recommended solution: Sodium Hydroxide (NaOH) Solution 0.200%
- Recommended operating temperature: 2 – 50 °C
- Communication port: RS232
- Air supply: 0-8 Bar (Air supply \geq Max. testing pressure)
- Water supply: tap water (\geq 1.5 bar)
- Main supply: 220 V
- Overall size: 190x66x123 cm
- Net weight: 260 kg

Optional parts:

- Mini printer



Mini printer (Optional)



SCT-PLC multi-position